

Plumas Eureka CSD

Cash Report

Month of April 2024

Fire Department

Initial Cash Balance: \$101,229

Revenue

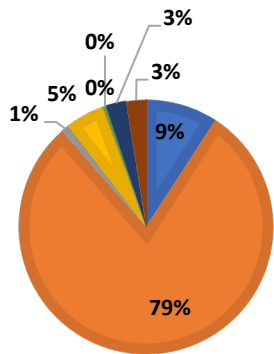
Customer Payments	12,577
Interest Income	224
Other Income	3,675
Total Cash Revenue	16,475

Other from Grant

Expenses

Employees/Volunteers	3,792
Insurance	33,094
Utilities	417
Tools, Supplies, Repairs	2,078
Lab / Sludge	-
Training, Travel, Subscri	194
Professional Services	1,050
Office/other	1,036
Total Expenses	41,661
Total Paid	8,609

Final Cash Balance: \$109,093



District Maint

Initial Cash Balance: \$11,576

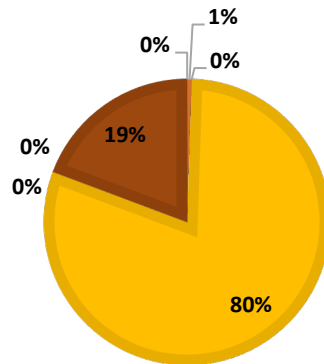
Revenue

Customer Payments	-
Interest Income	-
Other Income	-
Total Cash Revenue	-
Loan from Water	5,650

Expenses

Employees	5
Insurance	49
Utilities	-
Tools, Supplies, Repairs	8,318
Lab / Sludge	-
Training, Travel, Subscri	-
Professional Services	-
Office/other	2,000
Total Expenses	10,372
Total Paid	54

Final Cash Balance: \$17,172



Water Enterprise

Initial Cash Balance: \$1,271,031

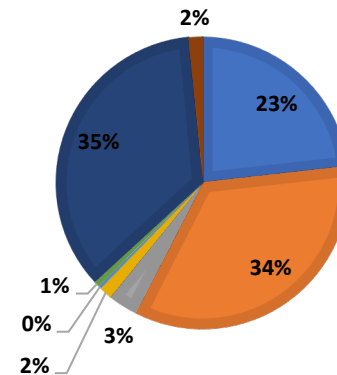
Revenue

Customer Payments	108,259
Interest Income	3,028
Other Income	-
Total Cash Revenue	111,286
Loan to Dist Maint	(5,650)

Expenses

Employees	16,866
Insurance	24,884
Utilities	2,411
Tools, Supplies, Repairs	1,021
Lab / Sludge	240
Training, Travel, Subscri	420
Professional Services	25,665
Office/other	1,104
Total Expenses	72,612
Total Paid	41,541

Final Cash Balance: \$1,335,126



Wastewater Enterprise

Initial Cash Balance: \$402,518

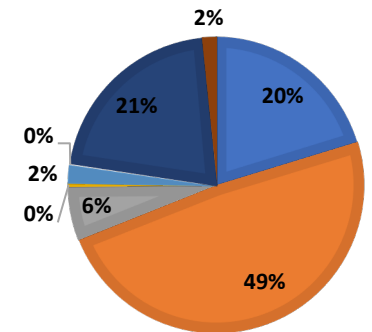
Revenue

Customer Payments	76,975
Interest Income	477
Other Income	-
Total Cash Revenue	77,452

Expenses

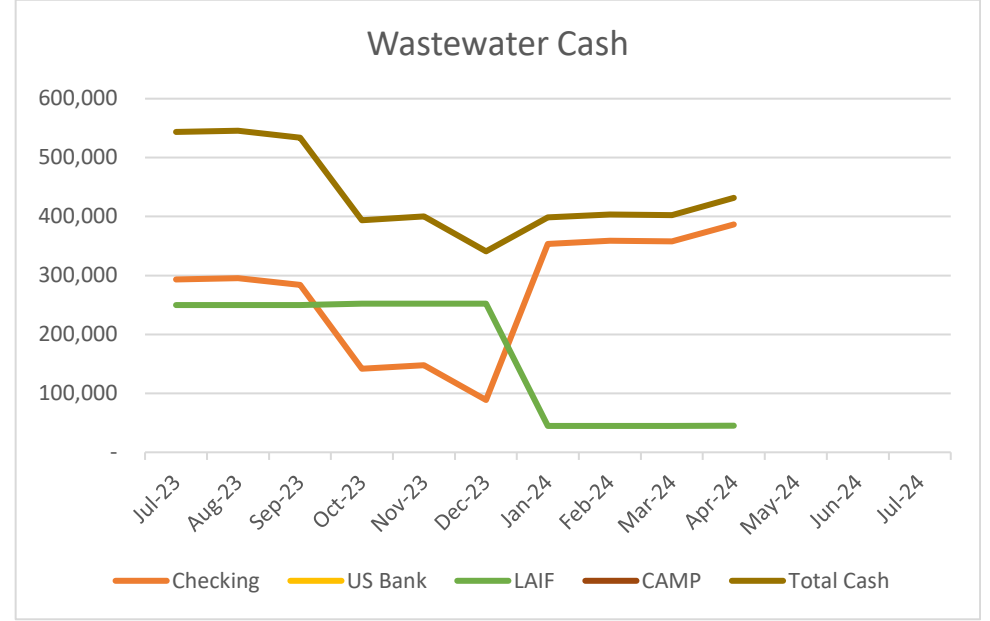
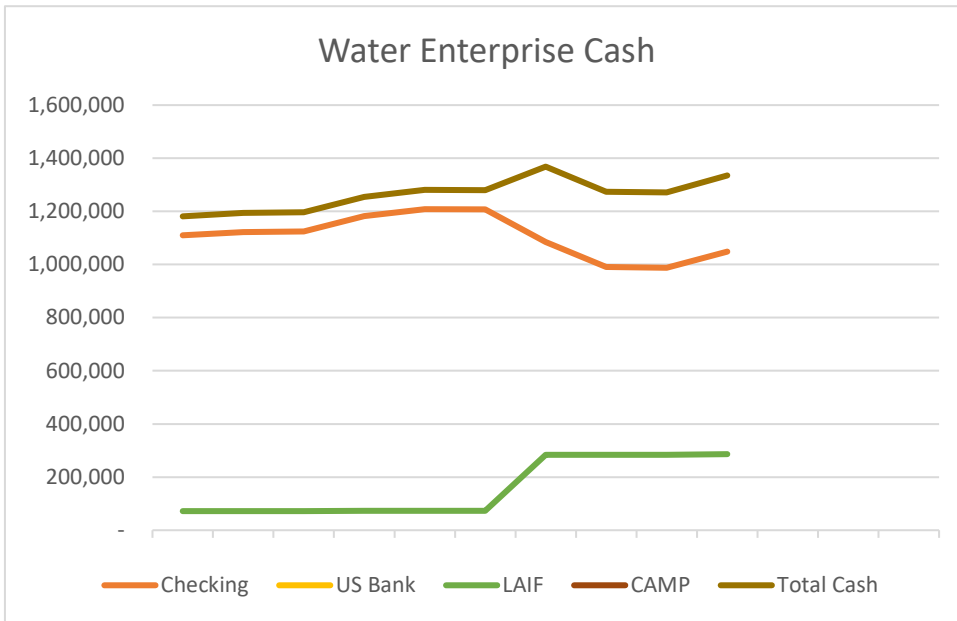
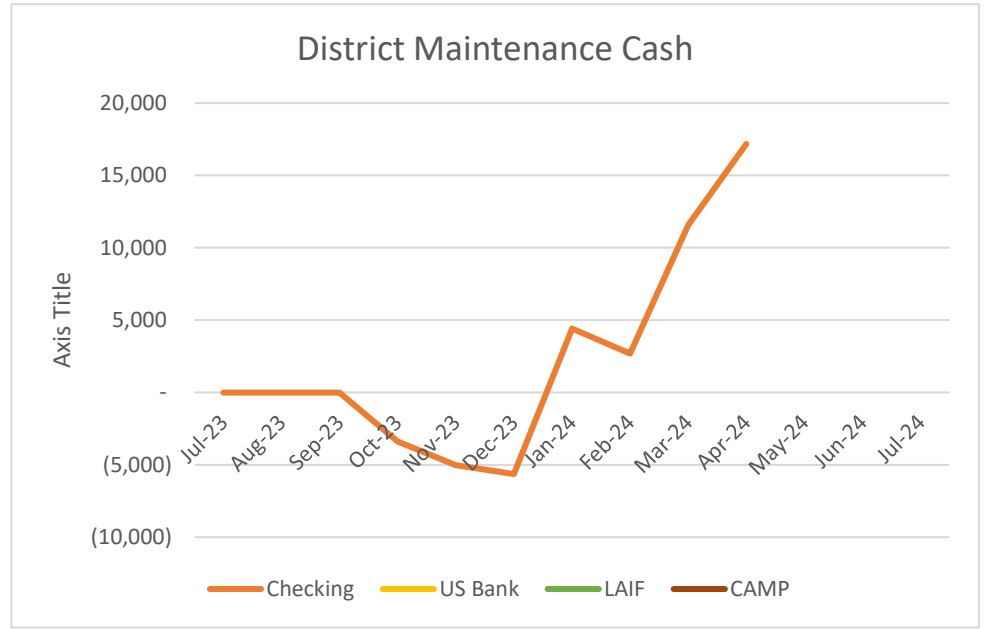
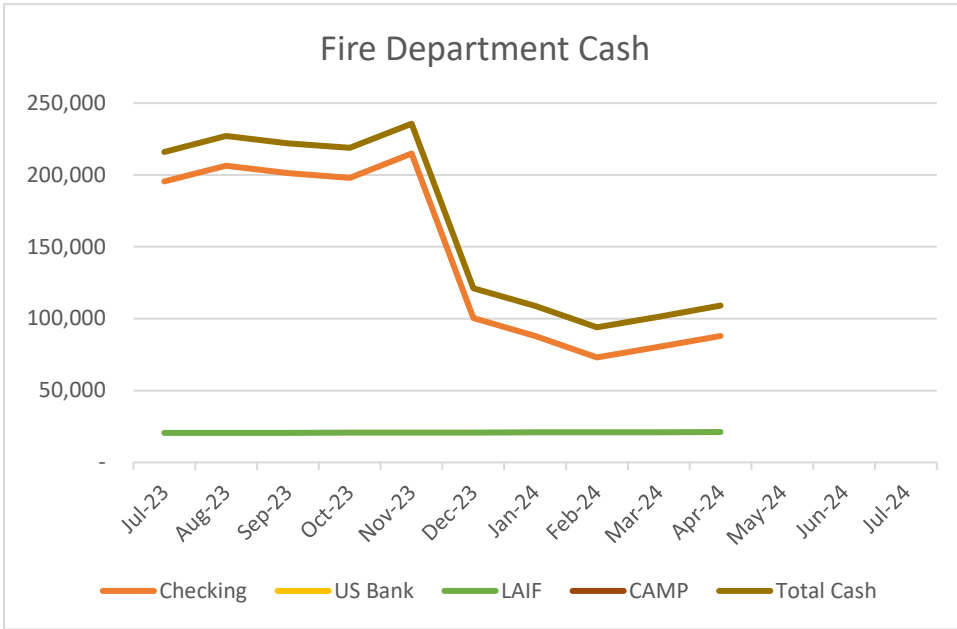
Employees	15,316
Insurance	36,788
Utilities	4,423
Tools, Supplies, Repairs	303
Lab / Sludge	1,400
Training, Travel, Subscri	207
Professional Services	15,969
Office/other	1,104
Total Expenses	75,511
Total Paid	48,138

Final Cash Balance: \$431,831



■ Employees/Volunteers ■ Insurance ■ Utilities ■ Tools, Supplies, Repairs, Maint ■ Lab / Sludge ■ Training, Travel, Subscriptions ■ Professional Services ■ Office/other

Plumas Eureka CSD Cash Report Month of April 2024



Plumas Eureka CSD
Cash Report
 Month of April 2024

Fire Department	Jul-23	Aug-23	Sep-23	Oct-23	Nov-23	Dec-23	Jan-24	Feb-24	Mar-24	Apr-24	May-24	Jun-24	Jul-24
Checking	195,398	206,468	201,382	198,043	214,898	100,525	87,903	73,055	80,292	87,932			
US Bank													
LAIF	20,544	20,544	20,544	20,729	20,729	20,729	20,937	20,937	20,937	21,161			
CAMP										-			
Total Cash	215,942	227,011	221,926	218,772	235,627	121,254	108,841	93,993	101,229	109,093			

Dist Maint	Jul-23	Aug-23	Sep-23	Oct-23	Nov-23	Dec-23	Jan-24	Feb-24	Mar-24	Apr-24	May-24	Jun-24	Jul-24
Checking	-	-	-	(3,385)	(5,030)	(5,636)	4,415	2,697	11,576	17,172			
US Bank													
LAIF													
CAMP													
Total Cash	-	-	-	(3,385)	(5,030)	(5,636)	4,415	2,697	11,576	17,172			

Water	Jul-23	Aug-23	Sep-23	Oct-23	Nov-23	Dec-23	Jan-24	Feb-24	Mar-24	Apr-24	May-24	Jun-24	Jul-24
Checking	1,109,422	1,121,846	1,124,352	1,181,835	1,208,295	1,207,332	1,085,142	990,349	987,751	1,048,818			
US Bank													
LAIF	71,903	71,903	71,903	72,551	72,551	72,551	283,280	283,280	283,280	286,308			
CAMP										-			
Total Cash	1,181,325	1,193,749	1,196,255	1,254,387	1,280,846	1,279,883	1,368,422	1,273,629	1,271,031	1,335,126			

Wastewater	Jul-23	Aug-23	Sep-23	Oct-23	Nov-23	Dec-23	Jan-24	Feb-24	Mar-24	Apr-24	May-24	Jun-24	Jul-24
Checking	293,447	295,668	283,822	141,641	147,772	88,761	353,769	358,768	357,782	386,609			
US Bank													
LAIF	249,949	249,949	249,949	252,203	252,203	252,203	44,736	44,736	44,736	45,213			
CAMP										-			
Total Cash	543,395	545,617	533,771	393,844	399,974	340,964	398,505	403,504	402,518	431,822			

Plumas Eureka CSD
Current Cash Assets
As of May 17, 2024

	Water Operations	Water Reserves	Water Debt	Water Total
CASH ASSETS				
Checking Accounts	\$ 394,968.55	\$ (54,677.15)	\$ 414,132.09	\$ 754,423.49
Savings Account				-
LAIF		286,307.80		286,307.80
CAMP	123,600.00		155,200.00	278,800.00
Treasury Bills - 6 month				-
Total Cash Assets	\$ 518,568.55	\$ 231,630.65	\$ 569,332.09	\$ 1,319,531.29

	Wastewater Operations	Wastewater Reserves	Wastewater Debt	Wastewater Total
CASH ASSETS				
Checking Accounts	\$ 68,359.71	\$ (3,317.98)	\$ 216,998.81	\$ 282,040.54
Savings Account				-
LAIF		45,213.42		45,213.42
CAMP			75,200.00	75,200.00
Treasury Bills - 6 month				-
Total Cash Assets	\$ 68,359.71	\$ 41,895.44	\$ 292,198.81	\$ 402,453.96

	Fire Total	District Maintenance	Governmental Total	PECSD Total
CASH ASSETS				
Checking Accounts	\$ 14,591.36	\$ 6,571.90	\$ 21,163.26	\$ 1,057,627.29
Savings Account			-	-
LAIF	21,160.92		21,160.92	352,682.14
CAMP	24,000.00		24,000.00	378,000.00
Treasury Bills - 6 month			-	-
Total Cash Assets	\$ 59,752.28	\$ 6,571.90	\$ 66,324.18	\$ 1,788,309.43

Plumas Eureka CSD
Statement of Net Position
As of April 30, 2024

	Governmental Activities	Business-type Activities	Total
ASSETS			
Current Assets			
Checking Accounts	\$ 105,104.06	\$ 1,435,436.23	\$ 1,540,540.29
LAIF-Savings	21,160.92	331,521.22	352,682.14
Accounts Receivable	23,533.04	329,503.74	353,036.78
Grants Receivable	7,919.74		7,919.74
Interfund Receivable		5,650.00	5,650.00
Prepaid Expense	6,665.60		6,665.60
Total Current Assets	<u>164,383.36</u>	<u>2,102,111.19</u>	<u>2,266,494.55</u>
Non-Current Assets			
Property, Plant & Equipment, Net	109,445.00	3,171,563.64	3,281,008.64
Total Non-Current Assets	<u>109,445.00</u>	<u>3,171,563.64</u>	<u>3,281,008.64</u>
 Total Assets	 <u>\$ 273,828.36</u>	 <u>\$ 5,273,674.83</u>	 <u>\$ 5,547,503.19</u>
DEFERRED OUTFLOWS OF RESOURCES			
Deferred Contributions to District Pension Plan		<u>\$ 119,000.00</u>	<u>\$ 119,000.00</u>
LIABILITIES			
Current Liabilities			
Accounts Payable	\$ 56,031.27	\$ 67,505.07	\$ 123,536.34
Interfund Payable	5,650.00		5,650.00
Unearned Revenue	427.17	6,692.32	7,119.49
Payroll Liabilities	6,858.13	4,110.00	10,968.13
Accrued Bond Interest Payable		13,446.12	13,446.12
Current Portion of Long Term Debt		23,470.00	23,470.00
Total Current Liabilities	<u>68,966.57</u>	<u>115,223.51</u>	<u>184,190.08</u>
Long Term Liabilities			
Net Pension Liability		230,296.00	230,296.00
Non-Current Portion of Long-Term Debt		876,070.00	876,070.00
Total Long Term Liabilities	<u>-</u>	<u>1,106,366.00</u>	<u>1,106,366.00</u>
 Total Liabilities	 <u>\$ 68,966.57</u>	 <u>\$ 1,221,589.51</u>	 <u>\$ 1,290,556.08</u>
DEFERRED INFLOWS OF RESOURCES			
Deferred Contributions to District Pension Plan		<u>\$ 11,685.00</u>	<u>\$ 11,685.00</u>
NET POSITION			
Net Investment in Capital Assets	\$ 109,445.00	\$ 2,272,023.64	\$ 2,381,468.64
Restricted for Debt Service		62,813.00	62,813.00
Reserved for Encumbrances			
Unrestricted	95,416.79	1,824,563.68	1,919,980.47
 Total net position	 <u>\$ 204,861.79</u>	 <u>\$ 4,159,400.32</u>	 <u>\$ 4,364,262.11</u>

Plumas Eureka CSD
Statement of Activities
As of April 30, 2024

Functions / Programs	Expenses	Program Revenues		Net (Expense) Revenue and Changes in Net Position		Total
		Charges for Services	Operating Grants and Contributions	Governmental Activities	Business-type Activities	
Governmental Activities:						
Public Safety - Fire Department	349,580.64	92,863.57	100,226.42	(156,490.65)		(156,490.65)
General District Maintenance	18,697.61			(18,697.61)		(18,697.61)
Total Governmental Activities	368,278.25	92,863.57	100,226.42	(175,188.26)	-	(175,188.26)
Business-type Activities:						
Water	369,136.80	824,144.45			455,007.65	455,007.65
Wastewater	367,163.83	575,206.89			208,043.06	208,043.06
Total Business-type Activities	736,300.63	1,399,351.34	-	-	663,050.71	663,050.71
Total Government	1,104,578.88	1,492,214.91	100,226.42	(175,188.26)	663,050.71	487,862.45
General Revenues:						
Property Taxes				40,779.43		40,779.43
Contract Income (Fires)				10,856.28		10,856.28
Investment Income				617.21	9,669.62	10,286.83
Sale of Assets				30.00	300.00	330.00
Total General Revenues				52,282.92	9,969.62	62,252.54
General Expenses:						
Interest Expense				-	33,615.31	33,615.31
Total General Expenses				-	33,615.31	33,615.31
Change in Net Position				(122,905.34)	639,405.02	516,499.68
Net Position - Beginning of Fiscal Year				349,515.56	3,153,275.31	3,502,790.87
Prior Period Adjustment				(21,748.43)	366,719.99	344,971.56
Net Position - As of April 30, 2024				204,861.79	4,159,400.32	4,364,262.11

Plumas Eureka CSD
Governmental Funds
Balance Sheet
As of April 30, 2024

	District Activities	Fire Department	Total Governmental Funds
ASSETS			
Checking Accounts	\$ 17,171.74	\$ 87,932.32	\$ 105,104.06
LAIF-Savings Account		21,160.92	21,160.92
Accounts Receivable		23,533.04	23,533.04
Grants Receivable		7,919.74	7,919.74
Prepaid Expenses		6,665.60	6,665.60
TOTAL ASSETS	\$ 17,171.74	\$ 147,211.62	\$ 164,383.36
LIABILITIES AND FUND BALANCE			
Liabilities:			
Accounts Payable	\$ 10,219.35	\$ 45,811.92	\$ 56,031.27
Interfund Payable	5,650.00		
Unapplied Credits		427.17	427.17
Accrued Payroll and Related Liabilities		6,858.13	6,858.13
Compensated Absences			-
Total Liabilities	15,869.35	53,097.22	63,316.57
Fund Balances:			
Restricted for Debt Service			-
Reserve for Encumbrances			-
Unrestricted	1,302.39	94,114.40	95,416.79
TOTAL LIABILITIES AND FUND BALANCE	\$ 17,171.74	\$ 147,211.62	\$ 158,733.36

**Reconciliation of Governmental Funds
Balance Sheet to the Statement of Net Position**

Fund balances of governmental funds	\$ 95,416.79
Amounts reported for governmental activities in the statement of net position are different because:	
Capital assets, net of accumulated depreciation, are not current financial resources and are not included in the governmental funds.	\$ 109,445.00
Long-term debt is not payable in the current period and therefore is not reported in the funds.	\$ -
Net position of governmental activities	\$ 204,861.79

Plumas Eureka CSD

Governmental Funds

Statement of Revenues, Expenditures, and Changes in Fund Balance

July 1, 2023 to April 30, 2024

	District Activities	Fire	FEERAM	Total Governmental Funds
Revenues				
Charges for Services	\$ -	\$ 71,296.27	\$ 21,567.30	\$ 92,863.57
Property Taxes	20,000.00	20,779.43		40,779.43
Contract Income		10,856.28		10,856.28
Donations		607.00	20,000.00	20,607.00
Grant Income			79,389.28	79,389.28
Interest Income		321.99	295.22	617.21
Other		230.14		230.14
Total Revenues	<u>\$ 20,000.00</u>	<u>\$ 104,091.11</u>	<u>\$ 121,251.80</u>	<u>\$ 245,342.91</u>
Expenditures				
Current:				
Salaries, Wages, & Employee Benefits	\$ 5,030.54	\$ 15,164.53		\$ 20,195.07
Volunteer Stipends and Reimbursements		20,413.75		20,413.75
Wildfire Personnel Payments		5,954.94		5,954.94
Insurance	49.40	37,853.32		37,902.72
Travel, Training and Safety		6,028.57		6,028.57
Office		6,291.56		6,291.56
Property Taxes		177.36		177.36
Automobile Expense	638.72	2,078.20	3,178.74	5,895.66
Repairs and Maintenance	10,190.53	2,718.22		12,908.75
Utilities		4,138.95		4,138.95
Tools and Supplies	641.66	3,777.01		4,418.67
Equipment Expenses		651.81	3,897.74	4,549.55
Uniforms	54.66	8,781.08		8,835.74
Professional Services	92.10	8,098.09	-	8,190.19
Subscriptions & Membership Dues		3,170.70		3,170.70
Other	2,000.00	752.60	-	2,752.60
Total Current Expenditures	18,697.61	126,050.69	7,076.48	151,824.78
Capital Outlay			216,453.47	216,453.47
Total Expenditures	<u>\$ 18,697.61</u>	<u>\$ 126,050.69</u>	<u>\$ 223,529.95</u>	<u>\$ 368,278.25</u>
Excess of Revenues over (under) Expenditures	<u>\$ 1,302.39</u>	<u>\$ (21,959.58)</u>	<u>\$ (102,278.15)</u>	<u>\$ (122,935.34)</u>
Other Financing Sources (Uses)				
Sale of Assets		30.00		30.00
Total Other Financing Sources (Uses)	-	30.00	-	30.00
Net Change in Fund Balances	<u>\$ 1,302.39</u>	<u>\$ (21,929.58)</u>	<u>\$ (102,278.15)</u>	<u>\$ (122,905.34)</u>
Net Position - Beginning of Fiscal Year	-	257,854.97	(17,784.41)	240,070.56
Prior Period Adjustment		(30,650.70)	8,902.27	(21,748.43)
Fund Balances, As of April 30, 2024	<u>\$ 1,302.39</u>	<u>\$ 205,274.69</u>	<u>\$ (111,160.29)</u>	<u>\$ 95,416.79</u>

Plumas Eureka CSD

Governmental Funds

**Statement of Revenues, Expenditures, and Changes in Fund Balance
Additional Detail**

	District Activities	Fire	FEERAM	Total Governmental Funds
Professional Services				
Accounting Services				
Fees for GASB-68 Report		\$ 42.00		\$ 42.00
22/23 Audit		1,592.00		1,592.00
Total Accounting Services	-	1,634.00	-	1,634.00
Legal Services				-
Fire Tax Ballot Measure		4,021.70		
Ordinance & Policy Reviews		1,251.94		
Document/Form Preparation	92.10			
Misc. Legal Advice		14.16		14.16
Total Legal Services	92.10	5,287.80	-	5,379.90
County Fees		1,138.97		1,138.97
Pest Management		37.32		37.32
Total Professional Services	\$ 92.10	\$ 8,098.09	\$ -	\$ 9,838.35
Other Expenses				
Cash Donation to Sierra Valley Roping Club (Received from donation from Lemonade Stand)		\$ 100.00		\$ 100.00
Hot Dog Lunch for FS & PEFD		27.75		27.75
Lunch OES		60.76		60.76
Meal while on Gumbas Fire		229.83		229.83
Lunch w/ TConnolly for Helping Dept		40.00		40.00
Custom Fire Dept Maltese Decal Sticker (6 sets of 3)		44.26		44.26
Donation by SMunsen to Jake and Wrenley Marsh		250.00		250.00
Paying Deductible per Damage Claim	2,000.00			2,000.00
Total Other Expenses	\$ 2,000.00	\$ 752.60	\$ -	\$ 2,752.60

Plumas Eureka CSD
Statement of Net Position
Proprietary Funds
As of April 30, 2024

ASSETS	Water	Sewer	Total
Current Assets			
Checking Accounts			
Operational Funds	\$ 529,594.95	\$ 88,726.80	\$ 618,321.75
Reserve Funds	(41,688.55)	8,540.24	(33,148.31)
Debt Funds	560,911.61	289,351.18	850,262.79
Total Checking Accounts	1,048,818.01	386,618.22	1,435,436.23
LAIF-Savings Account	286,307.80	45,213.42	331,521.22
Accoumnts Receivable	192,558.16	136,945.58	329,503.74
Interfund Receivable	5,650.00		5,650.00
Total Current Assets	1,533,333.97	568,777.22	2,102,111.19
Capital Assets:			
Property, Plant & Equipment, Net	1,300,537.95	1,871,025.69	3,171,563.64
Total Assets	<u>\$ 2,833,871.92</u>	<u>\$ 2,439,802.91</u>	<u>\$ 5,273,674.83</u>
DEFERRED OUTFLOWS OF RESOURCES			
Deferred Pension Plan Contributions	<u>\$ 59,500.00</u>	<u>\$ 59,500.00</u>	<u>\$ 119,000.00</u>
LIABILITES			
Current Liabilities			-
Accounts Payable	\$ 32,637.46	\$ 34,867.61	\$ 67,505.07
Unearned Revenue	3,346.16	3,346.16	6,692.32
Payroll Related Liabilites	2,055.00	2,055.00	4,110.00
Interest Payable		13,446.12	13,446.12
Current Portion - Long Term Liabilities		23,470.00	23,470.00
Total Current Liabilities	38,038.62	77,184.89	115,223.51
Long Term Liabilities			
Net Pension Liability	115,148.00	115,148.00	230,296.00
Non-Current Portion of Long Term Debt		876,070.00	876,070.00
Total Noncurrent Liabilities	115,148.00	991,218.00	1,106,366.00
Total Liabilities	<u>\$ 153,186.62</u>	<u>\$ 1,068,402.89</u>	<u>\$ 1,221,589.51</u>
DEFERRED INFLOWS OF RESOURCES			
Deferred Pension Plan Earnings	<u>\$ 5,842.50</u>	<u>\$ 5,842.50</u>	<u>\$ 11,685.00</u>
NET POSITION			
Net Investment in Capital Assets	\$ 1,300,537.95	\$ 971,485.69	\$ 2,272,023.64
Restricted for Debt Service		62,813.00	62,813.00
Unrestricted	1,433,804.85	390,758.83	1,824,563.68
Total net position	<u>\$ 2,734,342.80</u>	<u>\$ 1,425,057.52</u>	<u>\$ 4,159,400.32</u>

Plumas Eureka CSD

Proprietary Funds

Statement of Revenues, Expenditures, and Changes in Fund Balance

July 1, 2023 to April 30, 2024

	<u>Water</u>	<u>Sewer</u>	<u>Totals</u>
Operating Revenues			
Charges for Services	497,608.06	336,579.00	834,187.06
Charges for Reserve	119,544.24	129,003.97	248,548.21
Charges for Debt	203,954.05	109,123.84	313,077.89
Total Operating Revenues	<u>821,106.35</u>	<u>574,706.81</u>	<u>1,395,813.16</u>
Operating Expenses			
Salaries, Wages, & Employee Benefits	164,664.44	152,886.26	317,550.70
Insurance	31,371.40	43,275.00	74,646.40
Permits, Licenses, and Fees	6,993.29	18,015.14	25,008.43
Travel, Training and Safety	1,014.71	1,991.79	3,006.50
Sludge Removal		11,854.50	11,854.50
Chemicals & Lab Services	15,026.91	21,010.00	36,036.91
Office	7,545.88	7,347.44	14,893.32
Property Taxes	177.35	177.35	354.70
Automobile Expense	2,616.20	2,516.22	5,132.42
Repairs and Maintenance	21,670.37		21,670.37
Utilities	40,227.74	43,413.47	83,641.21
Tools and Supplies	3,704.63	791.09	4,495.72
Equipment Expense	15.32	15.31	30.63
Uniforms	652.62	652.62	1,305.24
Professional Services	70,751.62	51,686.08	122,437.70
Subscriptions & Membership Dues	2,692.57	1,519.81	4,212.38
Equipment Rental		10,000.00	10,000.00
Other	11.75	11.75	23.50
Total Operating Expenses	<u>369,136.80</u>	<u>367,163.83</u>	<u>736,300.63</u>
Operating Income (Loss)	451,969.55	207,542.98	659,512.53
Non-Operating Revenues and Expenses			
Interest Income	4,404.78	5,264.84	9,669.62
Other Income	3,038.10	500.08	3,538.18
Income from Disposition of Assets	150.00	150.00	
Interest Expense		(33,615.31)	(33,615.31)
Total Non-Operating Revenues and Expenses	<u>7,592.88</u>	<u>(27,700.39)</u>	<u>(20,107.51)</u>
Net Change in Net Position	<u>459,562.43</u>	<u>179,842.59</u>	<u>639,405.02</u>
Net Position - Beginning of Fiscal Year	<u>2,005,920.82</u>	<u>1,147,354.49</u>	<u>3,153,275.31</u>
Prior Period Adjustment	<u>268,859.55</u>	<u>97,860.44</u>	<u>366,719.99</u>
Fund Balances, As of April 30, 2024	<u>2,734,342.80</u>	<u>1,425,057.52</u>	<u>4,159,400.32</u>

Plumas Eureka CSD
Proprietary Funds
Statement of Revenues, Expenditures, and Changes in Fund Balance
Additional Detail

	<u>Water</u>	<u>Sewer</u>	<u>Totals</u>
Professional Services			
Accounting Services			
Fees for GASB-68 Report	\$ 329.00	\$ 329.00	\$ 658.00
22/23 Audit	9,054.00	9,054.00	18,108.00
Intuit Payroll Services	410.00	410.00	820.00
Document Retrieval	15.00	15.00	30.00
Total Accounting Services	<u>9,808.00</u>	<u>9,808.00</u>	<u>19,616.00</u>
Legal Services			
Regarding DOWL	928.79	1,124.50	2,053.29
Rate Study	977.95	977.95	1,955.90
Water Rights (Irrigation Issue)	1,577.21		1,577.21
Ordinance & Policy Reviews	1,059.30	1,059.30	2,118.60
Total Legal Services	<u>4,543.25</u>	<u>3,161.75</u>	<u>7,705.00</u>
Engineering Services			
Property Servey	503.75		\$ 503.75
Pilot Study	25,102.16		25,102.16
FEMA - Floodplain	3,448.75		3,448.75
Water Treatment Plant Cost Estimate	10,934.57		10,934.57
Lift Station 7		21,796.25	
Annual Wastewater Reports		578.75	
General Services	151.12	81.31	232.43
Total Accounting Services	<u>40,140.35</u>	<u>22,456.31</u>	<u>62,596.66</u>
County Fees	638.98	638.98	1,277.96
Pest Management	37.34	37.34	74.68
Rate Study Services	15,583.70	15,583.70	31,167.40
Total Professional Services	<u>\$ 70,751.62</u>	<u>\$ 51,686.08</u>	<u>\$ 122,437.70</u>

Plumas Eureka CSD
Proprietary Funds
Statement of Cash Flows
July 1, 2023 to April 30, 2024

	Water	Sewer	Totals
Cash Flows from Operating Activities			
Cash Received from Customers	\$ 719,034	\$ 510,897	\$ 1,229,931
Cash Payments to Suppliers	(229,525)	(245,825)	(475,350)
Cash Payments to Employees	(128,285)	(116,769)	(245,054)
Net Cash Provided by (Used for) Operating Activities	361,224	148,303	509,527
Cash Flows from Noncapital Financing Activities			
Other Income (Expense)	(85,556)	97,854	12,299
Net Cash Provided by (Used for) Noncapital	(85,556)	97,854	12,299
Cash Flows from Capital and Related Financing Activities			
Purchase of Fixed Assets	(113,507)	(171,500)	(285,007)
Dispositions and Adjustments of Fixed Assets	150	150	300
Reductions of Debt	-	(22,480)	(22,480)
Interest Expense	-	(20,169)	(20,169)
Net Cash Provided by (Used for) Capital and Related Financing Activities	(113,357)	(213,999)	(327,356)
Cash Flows from Investing Activities:			
Interest Income	4,903	3,588	8,491
Net Cash Provided by Investing Activities	4,903	3,588	8,491
Net Increase (Decrease) in Cash and Cash Equivalents	167,214	35,746	202,961
Cash and Cash Equivalents, Beginning of Fiscal Year	1,167,912	396,086	1,563,998
Cash and Cash Equivalents, As of April 30, 2024	\$ 1,335,126	\$ 431,832	\$ 1,766,959
Reconciliation of Cash and Cash Equivalents:			
Cash and Investments	\$ 1,335,126	\$ 369,019	\$ 1,704,144
Restricted Cash and Investments		62,813	62,813
Total Cash and Cash Equivalents	\$ 1,335,126	\$ 431,832	\$ 1,766,957
Reconciliation of Operating Income to Net Cash Provided by (Used for) Operating Activities	\$ 451,970	\$ 207,543	\$ 659,513
Adjustments to Operating Income:			
Depreciation			-
(Increase)/Decrease in Accounts Receivable	(109,780)	(73,455)	(183,235)
(Increase)/Decrease in Prepaid Expense			-
Increase/(Decrease) in Accounts Payable	20,437	15,811	36,248
Increase/(Decrease) in Accrued Payroll	(1,403)	(1,596)	(2,999)
Increase/(Decrease) in Net Pension Liability	-	-	-
Net Cash Provided (Used) by Operating Activities	\$ 361,224	\$ 148,303	\$ 509,527

Plumas Eureka CSD
Profit & Loss Budget vs. Actual - Water Operations
July 2023 through April 2024

	<u>Jul '23 - Apr 24</u>	<u>Budget</u>	<u>\$ Over Budget</u>	<u>% of Budget</u>
Ordinary Income/Expense				
Income				
50000 · REVENUES	497,608.06	502,137.36	-4,529.30	99.1%
50700 · OTHER INCOME	3,038.10	0.00	3,038.10	100.0%
Total Income	<u>500,646.16</u>	<u>502,137.36</u>	<u>-1,491.20</u>	<u>99.7%</u>
Gross Profit	500,646.16	502,137.36	-1,491.20	99.7%
Expense				
60000 · Wages & Employee Benefits	164,664.44	176,150.55	-11,486.11	93.48%
60150 · Insurance	31,371.40	21,297.00	10,074.40	147.3%
60200 · Permits, Licenses, and Fees	6,993.29	7,500.00	-506.71	93.24%
60210 · Travel and Training	807.73	2,500.00	-1,692.27	32.31%
60250 · Safety	206.98	300.00	-93.02	68.99%
61100 · Chemicals	9,322.91	16,666.66	-7,343.75	55.94%
61300 · Lab Services	5,704.00	7,500.00	-1,796.00	76.05%
63000 · Office Expenses	7,545.73	6,866.66	679.07	109.89%
64004 · Property Taxes	177.35	177.00	0.35	100.2%
65000 · Automobile Expense	2,616.20	3,958.34	-1,342.14	66.09%
66000 · Repairs and Maintenance	1,646.00	4,780.00	-3,134.00	34.44%
67000 · Utilities	40,227.74	53,877.50	-13,649.76	74.67%
68000 · Tools & Supplies	3,704.63	3,333.34	371.29	111.14%
68100 · Equipment Expense	15.32			
68500 · Uniforms	652.62	500.00	152.62	130.52%
69000 · Professional Services	15,682.44	24,166.69	-8,484.25	64.89%
69500 · Other Expenses	2,704.32	1,883.00	821.32	143.62%
69999 · Reconciliation Discrepancies	0.15			
Total Expense	<u>294,043.25</u>	<u>331,456.74</u>	<u>-37,413.49</u>	<u>88.71%</u>
Net Ordinary Income	206,602.91	170,680.62	35,922.29	121.05%
Other Income/Expense				
Other Income				
71000 · Sale of Assets	150.00			
Total Other Income	<u>150.00</u>			
Other Expense				
72000 · Capital Outlay	1,660.80			
79999 · Prior Period Adjustments	-196,956.53			
Total Other Expense	<u>-195,295.73</u>	<u>0.00</u>	<u>-195,295.73</u>	<u>100.0%</u>
Net Other Income	<u>195,445.73</u>	<u>0.00</u>	<u>195,445.73</u>	<u>100.0%</u>
Net Income	<u><u>402,048.64</u></u>	<u><u>170,680.62</u></u>	<u><u>231,368.02</u></u>	<u><u>235.56%</u></u>

Plumas Eureka CSD
Profit & Loss Budget vs. Actual - Wastewater Operations
July 2023 through April 2024

	<u>Jul '23 - Apr 24</u>	<u>Budget</u>	<u>\$ Over Budget</u>	<u>% of Budget</u>
Ordinary Income/Expense				
Income				
50000 · REVENUES	336,579.00	336,831.52	-252.52	99.93%
50700 · OTHER INCOME	500.08	0.00	500.08	100.0%
Total Income	<u>337,079.08</u>	<u>336,831.52</u>	<u>247.56</u>	<u>100.07%</u>
Gross Profit	337,079.08	336,831.52	247.56	100.07%
Expense				
53007 · BANK SERVICE CHARGES	0.00	78.20	-78.20	0.0%
60000 · Wages & Employee Benefits	152,886.26	161,177.14	-8,290.88	94.86%
60150 · Insurance	43,275.00	20,475.00	22,800.00	211.36% *
60200 · Permits, Licenses, and Fees	18,015.14	18,200.00	-184.86	98.98%
60210 · Travel and Training	1,784.81	2,500.00	-715.19	71.39%
60250 · Safety	206.98	300.00	-93.02	68.99%
61200 · Sludge Removal	11,854.50	14,300.00	-2,445.50	82.9%
61300 · Lab Services	21,010.00	20,713.34	296.66	101.43%
63000 · Office Expenses	7,347.29	6,866.66	480.63	107.0%
64004 · Property Taxes	177.35	177.00	0.35	100.2%
65000 · Automobile Expense	2,516.22	3,958.34	-1,442.12	63.57%
66000 · Repairs and Maintenance	0.00	3,000.00	-3,000.00	0.0%
67000 · Utilities	43,413.47	39,948.32	3,465.15	108.67%
68000 · Tools & Supplies	791.09	1,715.84	-924.75	46.11%
68100 · Equipment Expense	15.31			
68500 · Uniforms	652.62	500.00	152.62	130.52%
69000 · Professional Services	14,306.13	21,249.99	-6,943.86	67.32%
69500 · Other Expenses	1,531.56	1,311.00	220.56	116.82%
69999 · Reconciliation Discrepancies	0.15			
Total Expense	<u>319,783.88</u>	<u>316,470.83</u>	<u>3,313.05</u>	<u>101.05%</u>
Net Ordinary Income	17,295.20	20,360.69	-3,065.49	84.94%
Other Income/Expense				
Other Income				
71000 · Sale of Assets	150.00			
Total Other Income	<u>150.00</u>			
Other Expense				
79999 · Prior Period Adjustments	152,088.14			
Total Other Expense	<u>152,088.14</u>			
Net Other Income	<u>-151,938.14</u>			
Net Income	<u><u>-134,642.94</u></u>	<u><u>20,360.69</u></u>	<u><u>-155,003.63</u></u>	<u><u>-661.29%</u></u>

* The actual breakdown of insurance costs was not a 50/50 split with water, as the equipment being covered has unequal values.

Plumas Eureka CSD
Profit & Loss Budget vs. Actual - Fire Operations
July 2023 through April 2024

	<u>Jul '23 - Apr 24</u>	<u>Budget</u>	<u>\$ Over Budget</u>	<u>% of Budget</u>
Ordinary Income/Expense				
Income				
50000 · REVENUES	71,296.27	81,713.30	-10,417.03	87.25%
50102 · DONATIONS	607.00			
50105 · FIRE CONTRACT INCOME	2,936.54			
50106 · Wildfire Income	7,919.74			
50500 · INCOME - PROPERTY TAX	20,779.43	11,333.34	9,446.09	183.35%
50600 · INTEREST INCOME	321.99	250.00	71.99	128.8%
50700 · OTHER INCOME	230.14	0.00	230.14	100.0%
Total Income	<u>104,091.11</u>	<u>93,296.64</u>	<u>10,794.47</u>	<u>111.57%</u>
Gross Profit	104,091.11	93,296.64	10,794.47	111.57%
Expense				
60000 · Wages & Employee Benefits	15,164.53	11,847.80	3,316.73	127.99%
60050 · Fire Dept. Volunteers	20,413.75	23,400.00	-2,986.25	87.24%
60054 · Wildfire Personnel Payment	5,954.94			
60150 · Insurance	37,853.32	50,558.00	-12,704.68	74.87%
60210 · Travel and Training	5,647.17	2,500.00	3,147.17	225.89%
60250 · Safety	381.40	2,083.34	-1,701.94	18.31%
63000 · Office Expenses	6,291.56	4,133.34	2,158.22	152.22%
64004 · Property Taxes	177.36	177.00	0.36	100.2%
65000 · Automobile Expense	2,078.20	6,180.84	-4,102.64	33.62%
66000 · Repairs and Maintenance	2,718.22	1,000.00	1,718.22	271.82%
67000 · Utilities	4,138.95	4,333.34	-194.39	95.51%
68000 · Tools & Supplies	3,777.01	4,166.66	-389.65	90.65%
68100 · Equipment Expense	651.81			
68500 · Uniforms	8,781.08	7,500.00	1,281.08	117.08%
69000 · Professional Services	8,098.09	4,449.99	3,648.10	181.98%
69500 · Other Expenses	3,923.30	3,500.00	423.30	112.09%
Total Expense	<u>126,050.69</u>	<u>125,830.31</u>	<u>220.38</u>	<u>100.18%</u>
Net Ordinary Income	-21,959.58	-32,533.67	10,574.09	67.5%
Other Income/Expense				
Other Income				
71000 · Sale of Assets	30.00			
Total Other Income	<u>30.00</u>			
Other Expense				
79999 · Prior Period Adjustments	30,650.70			
Total Other Expense	<u>30,650.70</u>			
Net Other Income	-30,620.70			
Net Income	<u><u>-52,580.28</u></u>	<u><u>-32,533.67</u></u>	<u><u>-20,046.61</u></u>	<u><u>161.62%</u></u>

* Training, Repairs and Maintenance, and Legal services performed that were not accounted for in the budget.

Plumas Eureka CSD
Profit & Loss Budget vs. Actual - District Maintenance
July 2023 through April 2024

	<u>Jul '23 - Apr 24</u>	<u>Budget</u>	<u>\$ Over Budget</u>	<u>% of Budget</u>
Ordinary Income/Expense				
Income				
50500 · INCOME - PROPERTY TAX	20,000.00	13,333.33	6,666.67	150.0% *
Total Income	<u>20,000.00</u>	<u>13,333.33</u>	<u>6,666.67</u>	<u>150.0%</u>
Gross Profit	20,000.00	13,333.33	6,666.67	150.0%
Expense				
60000 · Wages & Employee Benefits	5,030.54	9,446.08	-4,415.54	53.26%
60150 · Insurance	49.40			
65000 · Automobile Expense	638.72	1,333.34	-694.62	47.9%
66000 · Repairs and Maintenance	10,190.53	10,000.00	190.53	101.91%
68000 · Tools & Supplies	641.66			
68500 · Uniforms	54.66	100.00	-45.34	54.66%
69000 · Professional Services	92.10			
69500 · Other Expenses	2,000.00			
Total Expense	<u>18,697.61</u>	<u>20,879.42</u>	<u>-2,181.81</u>	<u>89.55%</u>
Net Ordinary Income	1,302.39	-7,546.09	8,848.48	-17.26%
Net Income	<u><u>1,302.39</u></u>	<u><u>-7,546.09</u></u>	<u><u>8,848.48</u></u>	<u><u>-17.26%</u></u>

* Income is at 100% of the projected annual income.

Plumas Eureka CSD

Check Detail

April 2024

Type	Num	Date	Name	Item	Account	Class	Paid Amount	Original Amount
Liability Check		04/03/2024	QuickBooks Payroll Service		11000 - Water & Wasterwater Checking			-8,084.11
			QuickBooks Payroll Service		20203 - Direct Deposit Liabilities		-8,084.11	8,084.11
TOTAL							-8,084.11	8,084.11
Liability Check		04/16/2024	QuickBooks Payroll Service		11000 - Water & Wasterwater Checking			-8,564.11
			QuickBooks Payroll Service		20203 - Direct Deposit Liabilities		-8,564.11	8,564.11
TOTAL							-8,564.11	8,564.11
Liability Check		04/30/2024	QuickBooks Payroll Service		11000 - Water & Wasterwater Checking			-8,154.70
			QuickBooks Payroll Service		20203 - Direct Deposit Liabilities		-8,154.70	8,154.70
TOTAL							-8,154.70	8,154.70
Liability Check	E-pay	04/03/2024	EDD		11000 - Water & Wasterwater Checking			-352.28
					20205 - Payroll Liabilities - Employee		-117.51	117.51
					20205 - Payroll Liabilities - Employee		-234.77	234.77
TOTAL							-352.28	352.28
Liability Check	E-pay	04/03/2024	U.S. TREASURY		11000 - Water & Wasterwater Checking			-1,298.90
					20205 - Payroll Liabilities - Employee		-925.00	925.00
					20200 - Payroll Liabilities		-32.08	32.08
					20200 - Payroll Liabilities		-32.08	32.08
					20206 - Payroll Liabilities - Employer		-154.87	154.87
					20205 - Payroll Liabilities - Employee		-154.87	154.87
TOTAL							-1,298.90	1,298.90
Liability Check	E-pay	04/03/2024	EDD		11000 - Water & Wasterwater Checking			-8.28
					20206 - Payroll Liabilities - Employer		-0.52	0.52
					20206 - Payroll Liabilities - Employer		-7.76	7.76
TOTAL							-8.28	8.28
Liability Check	E-pay	04/17/2024	EDD		11000 - Water & Wasterwater Checking			-351.21
					20205 - Payroll Liabilities - Employee		-123.62	123.62
					20205 - Payroll Liabilities - Employee		-227.59	227.59
TOTAL							-351.21	351.21
Liability Check	E-pay	04/17/2024	U.S. TREASURY		11000 - Water & Wasterwater Checking			-1,349.86
					20205 - Payroll Liabilities - Employee		-943.00	943.00
					20200 - Payroll Liabilities		-40.46	40.46
					20200 - Payroll Liabilities		-40.46	40.46
					20206 - Payroll Liabilities - Employer		-162.97	162.97
					20205 - Payroll Liabilities - Employee		-162.97	162.97
TOTAL							-1,349.86	1,349.86
Liability Check	E-pay	04/17/2024	EDD		11000 - Water & Wasterwater Checking			-10.44
					20206 - Payroll Liabilities - Employer		-0.65	0.65
					20206 - Payroll Liabilities - Employer		-9.79	9.79

Plumas Eureka CSD

Check Detail

April 2024

	<u>Type</u>	<u>Num</u>	<u>Date</u>	<u>Name</u>	<u>Item</u>	<u>Account</u>	<u>Class</u>	<u>Paid Amount</u>	<u>Original Amount</u>
TOTAL								-10.44	10.44
	Bill Pmt -Check	2484	04/03/2024	AT&T - Acct 0303042408001		11075 - Fire Department Checking Acct			-75.89
	General Journal	March 2024	03/21/2024			67002 - Phone	GOVERNMENT:Fire:FIRE Operations	-75.89	75.89
TOTAL								-75.89	75.89
	Bill Pmt -Check	2485	04/03/2024	Cyndy Hallam - Fire		11075 - Fire Department Checking Acct			-250.00
	General Journal	Reimburse	03/08/2024			60210 - Travel and Training	GOVERNMENT:Fire:FIRE Operations	-250.00	250.00
TOTAL								-250.00	250.00
	Bill Pmt -Check	2486	04/03/2024	LN CURTIS & SONS		11075 - Fire Department Checking Acct			-643.72
	General Journal	INV805036	03/25/2024			68100 - Equipment Expense	GOVERNMENT:Fire:FEERAM	-449.37	449.37
	General Journal	INV806293	03/26/2024			68100 - Equipment Expense	GOVERNMENT:Fire:FEERAM	-194.35	194.35
TOTAL								-643.72	643.72
	Bill Pmt -Check	2487	04/03/2024	WILD HARE SIGN CO.		11075 - Fire Department Checking Acct			-643.50
	General Journal	11699	03/27/2024			72000 - Capital Outlay	GOVERNMENT:Fire:FEERAM	-643.50	643.50
TOTAL								-643.50	643.50
	Bill Pmt -Check	2488	04/03/2024	Ben Dominguez - Fire		11075 - Fire Department Checking Acct			-20.00
	General Journal	Fire Pay	04/01/2024			60053 - Training Reimbursements	GOVERNMENT:Fire:FIRE Operations	-20.00	20.00
TOTAL								-20.00	20.00
	Bill Pmt -Check	2489	04/03/2024	Cyndy Hallam - Fire		11075 - Fire Department Checking Acct			-229.50
	General Journal	Fire Pay	04/01/2024			60051 - Stipends	GOVERNMENT:Fire:FIRE Operations	-200.00	200.00
						60052 - Call Reimbursements	GOVERNMENT:Fire:FIRE Operations	-22.00	22.00
						60051 - Stipends	GOVERNMENT:Fire:FIRE Operations	-7.50	7.50
TOTAL								-229.50	229.50
	Bill Pmt -Check	2490	04/03/2024	JEFF TRAIN - Fire		11075 - Fire Department Checking Acct			-229.50
	General Journal	Fire Pay	04/01/2024			60051 - Stipends	GOVERNMENT:Fire:FIRE Operations	-200.00	200.00
						60052 - Call Reimbursements	GOVERNMENT:Fire:FIRE Operations	-22.00	22.00
						60053 - Training Reimbursements	GOVERNMENT:Fire:FIRE Operations	-7.50	7.50
TOTAL								-229.50	229.50
	Bill Pmt -Check	2491	04/03/2024	Jennifer McGuire - Fire		11075 - Fire Department Checking Acct			-20.00
	General Journal	Fire Pay	04/01/2024			60053 - Training Reimbursements	GOVERNMENT:Fire:FIRE Operations	-20.00	20.00
TOTAL								-20.00	20.00
	Bill Pmt -Check	2492	04/03/2024	JOHN SEA - Fire		11075 - Fire Department Checking Acct			-115.00
	General Journal	Fire Pay	04/01/2024			60051 - Stipends	GOVERNMENT:Fire:FIRE Operations	-100.00	100.00
						60053 - Training Reimbursements	GOVERNMENT:Fire:FIRE Operations	-15.00	15.00
TOTAL								-115.00	115.00
	Bill Pmt -Check	2493	04/03/2024	Mark Harri - Fire		11075 - Fire Department Checking Acct			-44.00
	General Journal	Fire Pay	04/01/2024			60052 - Call Reimbursements	GOVERNMENT:Fire:FIRE Operations	-44.00	44.00
TOTAL								-44.00	44.00

Plumas Eureka CSD

Check Detail

April 2024

Type	Num	Date	Name	Item	Account	Class	Paid Amount	Original Amount
Bill Pmt -Check	2494	04/03/2024	Patricia Peters - Fire		11075 - Fire Department Checking Acct			-42.00
General Journal	Fire Pay	04/01/2024			60052 - Call Reimbursements	GOVERNMENT:Fire:FIRE Operations	-22.00	22.00
					60053 - Training Reimbursements	GOVERNMENT:Fire:FIRE Operations	-20.00	20.00
TOTAL							-42.00	42.00
Bill Pmt -Check	2495	04/03/2024	RICHARD MACHADO - Fire		11075 - Fire Department Checking Acct			-234.50
General Journal	Fire Pay	04/01/2024			60051 - Stipends	GOVERNMENT:Fire:FIRE Operations	-200.00	200.00
					60052 - Call Reimbursements	GOVERNMENT:Fire:FIRE Operations	-22.00	22.00
					60053 - Training Reimbursements	GOVERNMENT:Fire:FIRE Operations	-12.50	12.50
TOTAL							-234.50	234.50
Bill Pmt -Check	2496	04/03/2024	STEVE MUNSEN - Fire		11075 - Fire Department Checking Acct			-1,286.00
General Journal	Fire Pay	04/01/2024			60051 - Stipends	GOVERNMENT:Fire:FIRE Operations	-1,200.00	1,200.00
					60052 - Call Reimbursements	GOVERNMENT:Fire:FIRE Operations	-66.00	66.00
					60053 - Training Reimbursements	GOVERNMENT:Fire:FIRE Operations	-20.00	20.00
TOTAL							-1,286.00	1,286.00
Bill Pmt -Check	2498	04/03/2024	Tom Connolly - Fire		11075 - Fire Department Checking Acct			-142.00
General Journal	Fire Pay	04/01/2024			60051 - Stipends	GOVERNMENT:Fire:FIRE Operations	-100.00	100.00
					60052 - Call Reimbursements	GOVERNMENT:Fire:FIRE Operations	-22.00	22.00
					60051 - Stipends	GOVERNMENT:Fire:FIRE Operations	-20.00	20.00
TOTAL							-142.00	142.00
Bill Pmt -Check	2499	04/16/2024	JOHN SEA - Fire		11075 - Fire Department Checking Acct			-68.00
General Journal	Reimburse	04/05/2024			60250 - Safety	GOVERNMENT:Fire:FIRE Operations	-68.00	68.00
TOTAL							-68.00	68.00
Bill Pmt -Check	2500	04/16/2024	LN CURTIS & SONS		11075 - Fire Department Checking Acct			-1,562.22
General Journal	INV787031	01/29/2024			66005 - EQUIPMENT MAINTENANCE	GOVERNMENT:Fire:FIRE Operations	-1,562.22	1,562.22
TOTAL							-1,562.22	1,562.22
Bill Pmt -Check	18504	04/03/2024	AMERIGAS		11000 - Water & Wasterwater Checking			-176.15
General Journal	3162353221	03/22/2024			67004 - Propane	ENTERPRISE:Wastewater:WASTE WATER Operat	-176.15	176.15
TOTAL							-176.15	176.15
Bill Pmt -Check	18505	04/03/2024	CALNET3		11000 - Water & Wasterwater Checking			-230.84
General Journal	9391019052	03/12/2024			67002 - Phone	ENTERPRISE:Water:WATER Operations	-63.77	63.77
General Journal	9391019051	03/12/2024			67002 - Phone	ENTERPRISE:Wastewater:WASTE WATER Operat	-93.43	93.43
General Journal	9391019050	03/12/2024			67002 - Phone	GOVERNMENT:Fire:FIRE Operations	-73.64	73.64
TOTAL							-230.84	230.84
Bill Pmt -Check	18506	04/03/2024	MOUNTAIN HARDWARE		11000 - Water & Wasterwater Checking			-45.19
General Journal	132195(10%)	03/16/2024			63001 - Office Supplies	ENTERPRISE:Wastewater:WASTE WATER Operat	-3.46	3.46
General Journal	132195(10%)	03/16/2024			63001 - Office Supplies	ENTERPRISE:Water:WATER Operations	-3.45	3.45
General Journal	132239(10%)	03/21/2024			63001 - Office Supplies	ENTERPRISE:Wastewater:WASTE WATER Operat	-9.07	9.07
General Journal	132239(10%)	03/21/2024			63001 - Office Supplies	ENTERPRISE:Water:WATER Operations	-9.07	9.07

Plumas Eureka CSD

Check Detail

April 2024

Type	Num	Date	Name	Item	Account	Class	Paid Amount	Original Amount
General Journal	132239(10%)	03/21/2024			63001 - Office Supplies	GOVERNMENT:Fire:FIRE Operations	-1.15	1.15
General Journal	132297(10%)	03/26/2024			68000 - Tools & Supplies	ENTERPRISE:Wastewater:WASTE WATER Operat	-11.57	11.57
General Journal	132343(10%)	03/29/2024			68000 - Tools & Supplies	ENTERPRISE:Wastewater:WASTE WATER Operat	-7.42	7.42
TOTAL							-45.19	45.19
Bill Pmt -Check	18507	04/03/2024	SMILE		11000 - Water & Wasterwater Checking			-202.07
General Journal	1186429	03/18/2024			63003 - Copy Machine / Printing Jobs	ENTERPRISE:Wastewater:WASTE WATER Operat	-67.36	67.36
General Journal	1186429	03/18/2024			63003 - Copy Machine / Printing Jobs	ENTERPRISE:Water:WATER Operations	-67.36	67.36
General Journal	1186429	03/18/2024			63003 - Copy Machine / Printing Jobs	GOVERNMENT:Fire:FIRE Operations	-67.35	67.35
TOTAL							-202.07	202.07
Bill Pmt -Check	18508	04/16/2024	ANTHONY CAMPBELL/V		11000 - Water & Wasterwater Checking			-25.00
General Journal	375132A-IN	04/06/2024			67002 - Phone	ENTERPRISE:Water:WATER Operations	-12.50	12.50
General Journal	375133A-IN	04/06/2024			67002 - Phone	ENTERPRISE:Wastewater:WASTE WATER Operat	-12.50	12.50
TOTAL							-25.00	25.00
Bill Pmt -Check	18509	04/16/2024	Gina-Marie Morris		11000 - Water & Wasterwater Checking			-35.00
General Journal	375134A-IN	04/06/2024			67002 - Phone	ENTERPRISE:Water:WATER Operations	-12.50	12.50
					67003 - Internet	ENTERPRISE:Water:WATER Operations	-5.00	5.00
General Journal	375135A-IN	04/06/2024			67002 - Phone	ENTERPRISE:Wastewater:WASTE WATER Operat	-12.50	12.50
					67003 - Internet	ENTERPRISE:Wastewater:WASTE WATER Operat	-5.00	5.00
TOTAL							-35.00	35.00
Bill Pmt -Check	18510	04/16/2024	JAMAR TATE		11000 - Water & Wasterwater Checking			-35.00
General Journal	375136A-IN	04/06/2024			67002 - Phone	ENTERPRISE:Water:WATER Operations	-12.50	12.50
					67003 - Internet	ENTERPRISE:Water:WATER Operations	-5.00	5.00
General Journal	375137A-IN	04/06/2024			67002 - Phone	ENTERPRISE:Wastewater:WASTE WATER Operat	-12.50	12.50
					67003 - Internet	ENTERPRISE:Wastewater:WASTE WATER Operat	-5.00	5.00
TOTAL							-35.00	35.00
Bill Pmt -Check	18511	04/16/2024	JOHN ROWDEN1		11000 - Water & Wasterwater Checking			-25.00
General Journal	375138A-IN	04/06/2024			67002 - Phone	ENTERPRISE:Water:WATER Operations	-12.50	12.50
General Journal	375139A-IN	04/06/2024			67002 - Phone	ENTERPRISE:Wastewater:WASTE WATER Operat	-12.50	12.50
TOTAL							-25.00	25.00
Bill Pmt -Check	18512	04/16/2024	LEW PRINCE		11000 - Water & Wasterwater Checking			-25.00
General Journal	375140A-IN	04/06/2024			67002 - Phone	ENTERPRISE:Water:WATER Operations	-12.50	12.50
General Journal	375141A-IN	04/06/2024			67002 - Phone	ENTERPRISE:Wastewater:WASTE WATER Operat	-12.50	12.50
TOTAL							-25.00	25.00
Bill Pmt -Check	18513	04/16/2024	AMERIGAS		11000 - Water & Wasterwater Checking			-370.50
General Journal	3162992981	04/06/2024			67004 - Propane	ENTERPRISE:Wastewater:WASTE WATER Operat	-123.50	123.50
General Journal	3162992981	04/06/2024			67004 - Propane	ENTERPRISE:Water:WATER Operations	-123.50	123.50
General Journal	3162992981	04/06/2024			67004 - Propane	GOVERNMENT:Fire:FIRE Operations	-123.50	123.50
TOTAL							-370.50	370.50
Bill Pmt -Check	18514	04/16/2024	AT&T		11000 - Water & Wasterwater Checking			-317.70

Plumas Eureka CSD
Check Detail
April 2024

Type	Num	Date	Name	Item	Account	Class	Paid Amount	Original Amount
General Journal	5308360126	03/28/2024			67002 - Phone	ENTERPRISE:Wastewater:WASTE WATER Operat	-158.85	158.85
General Journal	5308360126	03/28/2024			67002 - Phone	ENTERPRISE:Water:WATER Operations	-158.85	158.85
TOTAL							-317.70	317.70
Bill Pmt -Check	18515	04/16/2024	ATWOOD		11000 - Water & Wasterwater Checking			-34,021.00
General Journal	2024 ANNUAL	04/10/2024			60151 - Liability Insurance	ENTERPRISE:Water:WATER Operations	-11,034.00	11,034.00
General Journal	2024 ANNUAL	04/10/2024			60151 - Liability Insurance	ENTERPRISE:Wastewater:WASTE WATER Operat	-22,937.60	22,937.60
General Journal	2024 ANNUAL	04/10/2024			60151 - Liability Insurance	GOVERNMENT:DISTRICT PROPERTY MAINT	-49.40	49.40
TOTAL							-34,021.00	34,021.00
Bill Pmt -Check	18516	04/16/2024	BB&K		11000 - Water & Wasterwater Checking			-1,627.10
General Journal	992144	04/04/2024			69002 - Legal Services	ENTERPRISE:Wastewater:WASTE WATER Operat	-288.58	288.58
General Journal	992144	04/04/2024			69002 - Legal Services	ENTERPRISE:Water:WATER Operations	-288.58	288.58
General Journal	992144	04/04/2024			69002 - Legal Services	GOVERNMENT:Fire:FIRE Operations	-36.84	36.84
					69002 - Legal Services	GOVERNMENT:Fire:FIRE Operations	-1,013.10	1,013.10
TOTAL							-1,627.10	1,627.10
Bill Pmt -Check	18517	04/16/2024	DIGITALPATH BUSINESS SERVICES		11000 - Water & Wasterwater Checking			-15.00
General Journal	Digitalpath	04/12/2024			67003 - Internet	ENTERPRISE:Wastewater:WASTE WATER Operat	-6.50	6.50
General Journal	Digitalpath	04/12/2024			67003 - Internet	ENTERPRISE:Water:WATER Operations	-6.50	6.50
General Journal	Digitalpath	04/12/2024			67003 - Internet	GOVERNMENT:Fire:FIRE Operations	-2.00	2.00
TOTAL							-15.00	15.00
Bill Pmt -Check	18518	04/16/2024	DOWL ENGINEERING		11000 - Water & Wasterwater Checking			-9,859.50
General Journal	30222.20-2	04/05/2024			69004 - Engineering Services	ENTERPRISE:Water:RESERVES	-9,759.57	9,759.57
General Journal	30222.20-2	04/05/2024			69004 - Engineering Services	ENTERPRISE:Wastewater:WASTE WATER Operat	-81.31	81.31
General Journal	30222.20-2	04/05/2024			69004 - Engineering Services	ENTERPRISE:Water:WATER Operations	-18.62	18.62
TOTAL							-9,859.50	9,859.50
Bill Pmt -Check	18519	04/16/2024	FRUIT GROWERS LAB ENVIRONMENTAL		11000 - Water & Wasterwater Checking			-5,082.00
General Journal	470648A-IN	03/01/2024			61300 - Lab Services	ENTERPRISE:Wastewater:WASTE WATER Operat	-818.00	818.00
General Journal	471269A-IN	03/04/2024			61300 - Lab Services	ENTERPRISE:Water:WATER Operations	-94.00	94.00
General Journal	471636A-IN	03/04/2024			61300 - Lab Services	ENTERPRISE:Water:WATER Operations	-86.00	86.00
General Journal	471640A-IN	03/13/2024			61300 - Lab Services	ENTERPRISE:Water:WATER Operations	-86.00	86.00
General Journal	470971A-IN	03/15/2024			61300 - Lab Services	ENTERPRISE:Wastewater:WASTE WATER Operat	-1,982.00	1,982.00
General Journal	470973A-IN	03/15/2024			61300 - Lab Services	ENTERPRISE:Wastewater:WASTE WATER Operat	-301.00	301.00
General Journal	470974A-IN	03/15/2024			61300 - Lab Services	ENTERPRISE:Wastewater:WASTE WATER Operat	-540.00	540.00
General Journal	471267A-IN	03/17/2024			61300 - Lab Services	ENTERPRISE:Water:WATER Operations	-120.00	120.00
General Journal	471638A-IN	03/28/2024			61300 - Lab Services	ENTERPRISE:Wastewater:WASTE WATER Operat	-540.00	540.00
General Journal	471639A-IN	03/28/2024			61300 - Lab Services	ENTERPRISE:Wastewater:WASTE WATER Operat	-301.00	301.00
General Journal	471390A-IN	03/29/2024			61300 - Lab Services	ENTERPRISE:Water:WATER Operations	-120.00	120.00
General Journal	471637A-IN	03/29/2024			61300 - Lab Services	ENTERPRISE:Water:WATER Operations	-94.00	94.00
TOTAL							-5,082.00	5,082.00
Bill Pmt -Check	18520	04/16/2024	INTERMOUNTAIN DISPOSAL		11000 - Water & Wasterwater Checking			-46.57
General Journal	245654	03/27/2024			67005 - Garbage	GOVERNMENT:Fire:FIRE Operations	-1.92	1.92
General Journal	245654	03/27/2024			67005 - Garbage	ENTERPRISE:Wastewater:WASTE WATER Operat	-1.91	1.91
General Journal	245654	03/27/2024			67005 - Garbage	ENTERPRISE:Water:WATER Operations	-1.91	1.91

Plumas Eureka CSD
Check Detail
April 2024

Type	Num	Date	Name	Item	Account	Class	Paid Amount	Original Amount
General Journal	246943	03/31/2024			67005 - Garbage	ENTERPRISE:Wastewater:WASTE WATER Operat	-13.61	13.61
General Journal	246943	03/31/2024			67005 - Garbage	ENTERPRISE:Water:WATER Operations	-13.61	13.61
General Journal	246943	03/31/2024			67005 - Garbage	GOVERNMENT:Fire:FIRE Operations	-13.61	13.61
TOTAL							-46.57	46.57
Bill Pmt -Check	18521	04/16/2024	LES SCHWAB TIRES		11000 - Water & Wasterwater Checking			-99.96
General Journal	71900330359	04/03/2024			65002 - Vehicle Maintenance	ENTERPRISE:Water:WATER Operations	-49.98	49.98
General Journal	71900330359	04/03/2024			65002 - Vehicle Maintenance	ENTERPRISE:Wastewater:WASTE WATER Operat	-49.98	49.98
TOTAL							-99.96	99.96
Bill Pmt -Check	18522	04/16/2024	Plumas Pines REC Center		11000 - Water & Wasterwater Checking			-100.00
General Journal	Interest	04/15/2024			60210 - Travel and Training	GOVERNMENT:Fire:FIRE Operations	-100.00	100.00
TOTAL							-100.00	100.00
Bill Pmt -Check	18523	04/16/2024	PLUMAS SIERRA REC		11000 - Water & Wasterwater Checking			-6,643.34
General Journal	6466	03/29/2024			67001 - Electricity	GOVERNMENT:Fire:FIRE Operations	-102.10	102.10
General Journal	6466/18112	03/29/2024			67001 - Electricity	ENTERPRISE:Wastewater:WASTE WATER Operat	-102.10	102.10
					67001 - Electricity	ENTERPRISE:Wastewater:WASTE WATER Operat	-2,642.21	2,642.21
					67001 - Electricity	ENTERPRISE:Wastewater:WASTE WATER Operat	-1,047.32	1,047.32
					67001 - Electricity	ENTERPRISE:Wastewater:WASTE WATER Operat	-400.26	400.26
General Journal	6466/18112	03/29/2024			67001 - Electricity	ENTERPRISE:Water:WATER Operations	-102.10	102.10
					67001 - Electricity	ENTERPRISE:Water:WATER Operations	-279.00	279.00
					67001 - Electricity	ENTERPRISE:Water:WATER Operations	-1,968.25	1,968.25
TOTAL							-6,643.34	6,643.34
Bill Pmt -Check	18524	04/16/2024	PLUMAS SIERRA TELECOMMUNICATIONS		11000 - Water & Wasterwater Checking			-109.00
General Journal	66040	03/29/2024			67003 - Internet	GOVERNMENT:Fire:FIRE Operations	-36.34	36.34
General Journal	66040	03/29/2024			67003 - Internet	ENTERPRISE:Water:WATER Operations	-36.33	36.33
General Journal	66040	03/29/2024			67003 - Internet	ENTERPRISE:Wastewater:WASTE WATER Operat	-36.33	36.33
TOTAL							-109.00	109.00
Bill Pmt -Check	18525	04/16/2024	SMILE		11000 - Water & Wasterwater Checking			-8.33
General Journal	1174030-tax	01/18/2024			63003 - Copy Machine / Printing Jobs	ENTERPRISE:Wastewater:WASTE WATER Operat	-2.78	2.78
General Journal	1174030-tax	01/18/2024			63003 - Copy Machine / Printing Jobs	ENTERPRISE:Water:WATER Operations	-2.78	2.78
General Journal	1174030-tax	01/18/2024			63003 - Copy Machine / Printing Jobs	GOVERNMENT:Fire:FIRE Operations	-2.77	2.77
TOTAL							-8.33	8.33
Bill Pmt -Check	18526	04/16/2024	SPECIAL DISTRICT RISK MGMT		11000 - Water & Wasterwater Checking			-9,160.73
General Journal	H44650	04/05/2024			60042 - Medical Benefits	GOVERNMENT:Fire:FIRE Operations	-527.52	527.52
					60043 - Dental Benefits	GOVERNMENT:Fire:FIRE Operations	-17.71	17.71
					60044 - Vision Benefits	GOVERNMENT:Fire:FIRE Operations	-4.40	4.40
General Journal	H44650	04/05/2024			60042 - Medical Benefits	ENTERPRISE:Wastewater:WASTE WATER Operat	-4,132.28	4,132.28
					60043 - Dental Benefits	ENTERPRISE:Wastewater:WASTE WATER Operat	-138.80	138.80
					60044 - Vision Benefits	ENTERPRISE:Wastewater:WASTE WATER Operat	-34.47	34.47
General Journal	H44650	04/05/2024			60042 - Medical Benefits	ENTERPRISE:Water:WATER Operations	-4,132.28	4,132.28
					60043 - Dental Benefits	ENTERPRISE:Water:WATER Operations	-138.80	138.80
					60044 - Vision Benefits	ENTERPRISE:Water:WATER Operations	-34.47	34.47
TOTAL							-9,160.73	9,160.73

Plumas Eureka CSD
Credit Card Transactions
April 2024

Type	Date	Num	Name	Memo	Class	Amount
20100 · UMPQUA Visas						
20101 · VISA_JILLIAN 6288						
General Journal	04/01/2024	Zoom	ZOOM US	To record charge under vendor		31.98
General Journal	04/01/2024	Zoom	ZOOM US	To split according to classes		-31.98
General Journal	04/01/2024	Zoom	ZOOM US	Monthly Zoom subscription	ENTERPRISE:Water:WATER Operations	14.79
General Journal	04/01/2024	Zoom	ZOOM US	Monthly Zoom subscription	ENTERPRISE:Wastewater:WASTE WATER Operz	14.79
General Journal	04/01/2024	Zoom	ZOOM US	Monthly Zoom subscription	GOVERNMENT:Fire:FIRE Operations	2.40
General Journal	04/28/2024	Norton	Norton	To record charge under vendor		9.99
General Journal	04/28/2024	Norton	Norton	To split according to classes		-9.99
General Journal	04/28/2024	Norton	Norton	MICROSOFT*NORTON SECURITY	ENTERPRISE:Water:WATER Operations	4.70
General Journal	04/28/2024	Norton	Norton	MICROSOFT*NORTON SECURITY	ENTERPRISE:Wastewater:WASTE WATER Operz	4.70
General Journal	04/28/2024	Norton	Norton	MICROSOFT*NORTON SECURITY	GOVERNMENT:Fire:FIRE Operations	0.59
Total 20101 · VISA_JILLIAN 6288						41.97
20103 · VISA_JAMAR 6312						
General Journal	04/12/2024	DropBox	Various	To record charge under vendor		90.00
General Journal	04/12/2024	DropBox	Various	To split according to classes		-90.00
General Journal	04/12/2024	DropBox	Various	Dropbox Business, 4 Licenses	ENTERPRISE:Water:WATER Operations	30.00
General Journal	04/12/2024	DropBox	Various	Dropbox Business, 4 Licenses	ENTERPRISE:Wastewater:WASTE WATER Operz	30.00
General Journal	04/12/2024	DropBox	Various	Dropbox Business, 4 Licenses	GOVERNMENT:Fire:FIRE Operations	30.00
General Journal	04/13/2024	Adobe-Jamar	Adobe AcroPro	To record charge under vendor		19.99
General Journal	04/13/2024	Adobe-Jamar	Adobe AcroPro	To split according to classes		-19.99
General Journal	04/13/2024	Adobe-Jamar	Adobe AcroPro	Monthly Adobe Subscription	GOVERNMENT:Fire:FIRE Operations	1.19
General Journal	04/13/2024	Adobe-Jamar	Adobe AcroPro	Monthly Adobe Subscription	ENTERPRISE:Water:WATER Operations	9.40
General Journal	04/13/2024	Adobe-Jamar	Adobe AcroPro	Monthly Adobe Subscription	ENTERPRISE:Wastewater:WASTE WATER Operz	9.40
General Journal	04/24/2024	Gas	GRAEAGLE CHEVRON	To record charge under vendor		88.15
General Journal	04/24/2024	Gas	GRAEAGLE CHEVRON	To split according to classes		-88.15
General Journal	04/24/2024	Gas	GRAEAGLE CHEVRON	14.694Gal @ \$5.999/Gal	ENTERPRISE:Wastewater:WASTE WATER Operz	44.08
General Journal	04/24/2024	Gas	GRAEAGLE CHEVRON	14.694Gal @ \$5.999/Gal	ENTERPRISE:Water:WATER Operations	44.07
Total 20103 · VISA_JAMAR 6312						198.14
20104 · VISA_STEVEM 1975						
General Journal	04/05/2024	GoFundMe	Various	Donation by S. Munsen to Jake and Wrenley Marsh	GOVERNMENT:Fire:FIRE Operations	250.00
General Journal	04/08/2024	CostCo	COSTCO	KS Microfiber	GOVERNMENT:Fire:FIRE Operations	17.31
General Journal	04/16/2024	GoldenGate	Various	150.20Gal @ \$3.859/Gal - Unit 9178	GOVERNMENT:Fire:FIRE Operations	150.20

Plumas Eureka CSD
Credit Card Transactions
April 2024

Type	Date	Num	Name	Memo	Class	Amount
General Journal	04/20/2024	Amazon	Amazon	Medical Backpack, Tire and Trip gel	GOVERNMENT:Fire:FIRE Operations	155.49
General Journal	04/22/2024	Amazon	Amazon	Shovel Axe Holder Mount, 8 pk Stackable Bins	GOVERNMENT:Fire:FIRE Operations	96.48
Total 20104 · VISA_STEVEM 1975						669.48
20105 · VISA_LEW 6320						
General Journal	04/10/2024	Gas	GRAEAGLE CHEVRON	To record charge under vendor		152.10
General Journal	04/10/2024	Gas	GRAEAGLE CHEVRON	To split according to classes		-152.10
General Journal	04/10/2024	Gas	GRAEAGLE CHEVRON	25.355Gal @ \$5.999/Gal - White Ford	ENTERPRISE:Wastewater:WASTE WATER Oper	76.05
General Journal	04/10/2024	Gas	GRAEAGLE CHEVRON	25.355Gal @ \$5.999/Gal - White Ford	ENTERPRISE:Water:WATER Operations	76.05
Total 20105 · VISA_LEW 6320						152.10
20109 · VISA_GINAMARIE 9520						
General Journal	04/01/2024	StampMaker	Various	To record charge under vendor		68.26
General Journal	04/01/2024	StampMaker	Various	To split according to classes		-68.26
General Journal	04/01/2024	StampMaker	Various	PECSD Embossing Seal	ENTERPRISE:Water:WATER Operations	32.08
General Journal	04/01/2024	StampMaker	Various	PECSD Embossing Seal	ENTERPRISE:Wastewater:WASTE WATER Oper	32.08
General Journal	04/01/2024	StampMaker	Various	PECSD Embossing Seal	GOVERNMENT:Fire:FIRE Operations	4.10
General Journal	04/01/2024	Amazon	Amazon	To record charge under vendor		24.88
General Journal	04/01/2024	Amazon	Amazon	To split according to classes		-24.88
General Journal	04/01/2024	Amazon	Amazon	Paper Towels	ENTERPRISE:Water:WATER Operations	11.69
General Journal	04/01/2024	Amazon	Amazon	Paper Towels	ENTERPRISE:Wastewater:WASTE WATER Oper	11.69
General Journal	04/01/2024	Amazon	Amazon	Paper Towels	GOVERNMENT:Fire:FIRE Operations	1.50
General Journal	04/01/2024	Amazon	Amazon	To record charge under vendor		21.37
General Journal	04/01/2024	Amazon	Amazon	To split according to classes		-21.37
General Journal	04/01/2024	Amazon	Amazon	Toilet Paper	ENTERPRISE:Water:WATER Operations	10.04
General Journal	04/01/2024	Amazon	Amazon	Toilet Paper	ENTERPRISE:Wastewater:WASTE WATER Oper	10.04
General Journal	04/01/2024	Amazon	Amazon	Toilet Paper	GOVERNMENT:Fire:FIRE Operations	1.29
General Journal	04/02/2024	Amazon	Amazon	To record charge under vendor		9.64
General Journal	04/02/2024	Amazon	Amazon	To split according to classes		-9.64
General Journal	04/02/2024	Amazon	Amazon	Sealing Stickers for mailings	ENTERPRISE:Water:WATER Operations	3.21
General Journal	04/02/2024	Amazon	Amazon	Sealing Stickers for mailings	ENTERPRISE:Wastewater:WASTE WATER Oper	3.21
General Journal	04/02/2024	Amazon	Amazon	Sealing Stickers for mailings	GOVERNMENT:Fire:FIRE Operations	3.22
General Journal	04/12/2024	Microsft365	Various	To record charge under vendor		9.99
General Journal	04/12/2024	Microsft365	Various	To split according to classes		-9.99
General Journal	04/12/2024	Microsft365	Various	Microsoft 365 Family Monthly Subscription	ENTERPRISE:Water:WATER Operations	4.70

Plumas Eureka CSD
Credit Card Transactions
April 2024

Type	Date	Num	Name	Memo	Class	Amount
General Journal	04/12/2024	Microsft365	Various	Microsoft 365 Family Monthly Subscription	ENTERPRISE:Wastewater:WASTE WATER Oper	4.70
General Journal	04/12/2024	Microsft365	Various	Microsoft 365 Family Monthly Subscription	GOVERNMENT:Fire:FIRE Operations	0.59
General Journal	04/14/2024	WalMart	Walmart	To record charge under vendor		8.95
General Journal	04/14/2024	WalMart	Walmart	To split according to classes		-8.95
General Journal	04/14/2024	WalMart	Walmart	Glue Sticks to seal envelopes	ENTERPRISE:Water:WATER Operations	2.98
General Journal	04/14/2024	WalMart	Walmart	Glue Sticks to seal envelopes	ENTERPRISE:Wastewater:WASTE WATER Oper	2.98
General Journal	04/14/2024	WalMart	Walmart	Glue Sticks to seal envelopes	GOVERNMENT:Fire:FIRE Operations	2.99
General Journal	04/19/2024	Amazon	Amazon	To record charge under vendor		29.24
General Journal	04/19/2024	Amazon	Amazon	To split according to classes		-29.24
General Journal	04/19/2024	Amazon	Amazon	Address Labels	ENTERPRISE:Water:WATER Operations	13.74
General Journal	04/19/2024	Amazon	Amazon	Address Labels	ENTERPRISE:Wastewater:WASTE WATER Oper	13.74
General Journal	04/19/2024	Amazon	Amazon	Address Labels	GOVERNMENT:Fire:FIRE Operations	1.76
General Journal	04/19/2024	Deluxe	Deluxe	To record charge under vendor		429.90
General Journal	04/19/2024	Deluxe	Deluxe	To split according to classes		-429.90
General Journal	04/19/2024	Deluxe	Deluxe	Window Envelopes with Return Address	ENTERPRISE:Water:WATER Operations	143.30
General Journal	04/19/2024	Deluxe	Deluxe	Window Envelopes with Return Address	ENTERPRISE:Wastewater:WASTE WATER Oper	143.30
General Journal	04/19/2024	Deluxe	Deluxe	Window Envelopes with Return Address	GOVERNMENT:Fire:FIRE Operations	143.30
General Journal	04/22/2024	Amazon	Amazon	To record charge under vendor		46.49
General Journal	04/22/2024	Amazon	Amazon	To split according to classes		-46.49
General Journal	04/22/2024	Amazon	Amazon	Coffee for the office	ENTERPRISE:Water:WATER Operations	21.85
General Journal	04/22/2024	Amazon	Amazon	Coffee for the office	ENTERPRISE:Wastewater:WASTE WATER Oper	21.85
General Journal	04/22/2024	Amazon	Amazon	Coffee for the office	GOVERNMENT:Fire:FIRE Operations	2.79
General Journal	04/22/2024	Amazon	Amazon	To record charge under vendor		9.64
General Journal	04/22/2024	Amazon	Amazon	To split according to classes		-9.64
General Journal	04/22/2024	Amazon	Amazon	No Public Restroom Sign	ENTERPRISE:Water:WATER Operations	3.21
General Journal	04/22/2024	Amazon	Amazon	No Public Restroom Sign	ENTERPRISE:Wastewater:WASTE WATER Oper	3.21
General Journal	04/22/2024	Amazon	Amazon	No Public Restroom Sign	GOVERNMENT:Fire:FIRE Operations	3.22
General Journal	04/23/2024	Quality Inn	Various	To record charge under vendor		304.76
General Journal	04/23/2024	Quality Inn	Various	To split according to classes		-304.76
General Journal	04/23/2024	Quality Inn	Various	GMorris - Hotel for CSDA Training Courses	ENTERPRISE:Water:WATER Operations	143.24
General Journal	04/23/2024	Quality Inn	Various	GMorris - Hotel for CSDA Training Courses	ENTERPRISE:Wastewater:WASTE WATER Oper	143.24
General Journal	04/23/2024	Quality Inn	Various	GMorris - Hotel for CSDA Training Courses	GOVERNMENT:Fire:FIRE Operations	18.28
General Journal	04/24/2024	Starbucks	Various	To record charge under vendor		13.95

Plumas Eureka CSD
Credit Card Transactions
April 2024

Type	Date	Num	Name	Memo	Class	Amount
General Journal	04/24/2024	Starbucks	Various	To split according to classes		-13.95
General Journal	04/24/2024	Starbucks	Various	GMorris - Breakfast CSDA Training Courses	ENTERPRISE:Water:WATER Operations	6.56
General Journal	04/24/2024	Starbucks	Various	GMorris - Breakfast CSDA Training Courses	ENTERPRISE:Wastewater:WASTE WATER Operz	6.56
General Journal	04/24/2024	Starbucks	Various	GMorris - Breakfast CSDA Training Courses	GOVERNMENT:Fire:FIRE Operations	0.83
General Journal	04/24/2024	Parking	Various	To record charge under vendor		24.00
General Journal	04/24/2024	Parking	Various	To split according to classes		-24.00
General Journal	04/24/2024	Parking	Various	GMorris - Parking CSDA Training Courses	ENTERPRISE:Water:WATER Operations	11.28
General Journal	04/24/2024	Parking	Various	GMorris - Parking CSDA Training Courses	ENTERPRISE:Wastewater:WASTE WATER Operz	11.28
General Journal	04/24/2024	Parking	Various	GMorris - Parking CSDA Training Courses	GOVERNMENT:Fire:FIRE Operations	1.44
General Journal	04/24/2024	Mikuni	Various	To record charge under vendor		47.59
General Journal	04/24/2024	Mikuni	Various	To split according to classes		-47.59
General Journal	04/24/2024	Mikuni	Various	GMorris - Dinner CSDA Training Courses	ENTERPRISE:Water:WATER Operations	22.37
General Journal	04/24/2024	Mikuni	Various	GMorris - Dinner CSDA Training Courses	ENTERPRISE:Wastewater:WASTE WATER Operz	22.37
General Journal	04/24/2024	Mikuni	Various	GMorris - Dinner CSDA Training Courses	GOVERNMENT:Fire:FIRE Operations	2.85
General Journal	04/25/2024	GStreetCafe	Various	To record charge under vendor		9.58
General Journal	04/25/2024	GStreetCafe	Various	To split according to classes		-9.58
General Journal	04/25/2024	GStreetCafe	Various	GMorris - Breakfast CSDA Training Courses	ENTERPRISE:Water:WATER Operations	4.50
General Journal	04/25/2024	GStreetCafe	Various	GMorris - Breakfast CSDA Training Courses	ENTERPRISE:Wastewater:WASTE WATER Operz	4.50
General Journal	04/25/2024	GStreetCafe	Various	GMorris - Breakfast CSDA Training Courses	GOVERNMENT:Fire:FIRE Operations	0.58
General Journal	04/25/2024	Parking	Various	To record charge under vendor		25.00
General Journal	04/25/2024	Parking	Various	To split according to classes		-25.00
General Journal	04/25/2024	Parking	Various	GMorris - Parking CSDA Training Courses	ENTERPRISE:Water:WATER Operations	11.75
General Journal	04/25/2024	Parking	Various	GMorris - Parking CSDA Training Courses	ENTERPRISE:Wastewater:WASTE WATER Operz	11.75
General Journal	04/25/2024	Parking	Various	GMorris - Parking CSDA Training Courses	GOVERNMENT:Fire:FIRE Operations	1.50
General Journal	04/25/2024	McDonald's	Various	To record charge under vendor		16.51
General Journal	04/25/2024	McDonald's	Various	To split according to classes		-16.51
General Journal	04/25/2024	McDonald's	Various	GMorris - Dinner CSDA Training Courses	ENTERPRISE:Water:WATER Operations	7.76
General Journal	04/25/2024	McDonald's	Various	GMorris - Dinner CSDA Training Courses	ENTERPRISE:Wastewater:WASTE WATER Operz	7.76
General Journal	04/25/2024	McDonald's	Various	GMorris - Dinner CSDA Training Courses	GOVERNMENT:Fire:FIRE Operations	0.99

Total 20109 · VISA_GINAMARIE 9520

1,099.75

20114 · VISA_ANTHONY 9966

General Journal	04/23/2024	Amazon	Amazon	To record charge under vendor		85.78
General Journal	04/23/2024	Amazon	Amazon	To split according to classes		-85.78

Plumas Eureka CSD
Credit Card Transactions
April 2024

<u>Type</u>	<u>Date</u>	<u>Num</u>	<u>Name</u>	<u>Memo</u>	<u>Class</u>	<u>Amount</u>
General Journal	04/23/2024	Amazon	Amazon	Amber LED Rooftop Emergency Strobe Light Bar (qty 2)	ENTERPRISE:Water:WATER Operations	42.89
General Journal	04/23/2024	Amazon	Amazon	Amber LED Rooftop Emergency Strobe Light Bar (qty 2)	ENTERPRISE:Wastewater:WASTE WATER Opera	42.89
Total 20114 · VISA_ ANTHONY 9966						<u>85.78</u>
Total 20100 · UMPQUA Visas						<u>2,247.22</u>
TOTAL						<u>2,247.22</u>